



# Now is the Time... Take Your Performance to a New Level!

## Strength. Accuracy. Reliability.

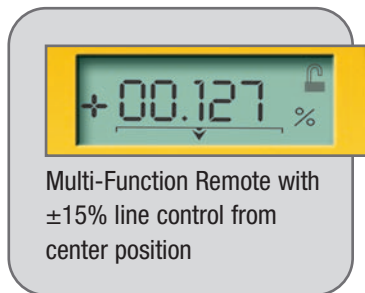
Designed for the most demanding jobsite conditions.

To be more productive on today's construction sites, you need equipment that stands up to the toughest jobsite conditions. This is even more critical in the underground drainage industry where underground elements can be tough on your equipment. With this in mind, CST/berger has designed the LMPL-20 PipeLaser.

The LMPL-20 is constructed from cast aluminum and is nitrogen purged, then sealed for total waterproofing. All internal components of the PipeLaser are protected and with a rugged aluminum housing, the LMPL-20 can handle the harsh demands of the underground industry.

**Heavy-Duty Removable Handle** Makes unit easy to carry and position, even in tight confined spaces such as manholes.

## REMOTE CONTROL 59-RC20



Multi-Function Remote with  $\pm 15\%$  line control from center position

Next day setups are quick and easy, pipelaser remembers previous day's grade and line settings. Illuminated display makes information easy to read. Remote and PipeLaser matching keypad icons for visual recall and ease of use.



Illuminated LCD with Real-Time Information

**Two-way RF control** gives real-time data between remote and PipeLaser. Remote provides full-function capability to control all the menus and functions of the PipeLaser— works up to 800-feet (243m):

- Grade Control
- Line Control
- Menu Functions
- Battery Level
- Sleep and Power Modes
- Pipelaser Lock (Anti-tamper)
- Laser Pulse Mode

**Rugged Cast Aluminum Waterproof Housing**— Nitrogen purged and sealed for the toughest jobsites (IP67).

**Battery Pack Loads From the Top**— Replacing the batteries does not disturb the laser.

**Large, Backlit LCD Display**— Easy to read

**Illuminated Crosshair Pivot Point LED** Reference point for fast and accurate setups.



**Heavy-Duty Rubber Padded Guards** Protects housing on the toughest jobsites.

**Heavy Duty Removeable Legs** Three (3) sets of four stainless steel self-centering legs. Rubber tipped for maximum stability, eliminates slipping and vibration.

### In the pipe

The LMPL-20 features stainless steel self-centering feet that ensure that the laser is always in position and working right each time. Just place the unit in the pipe, turn it on, and set grade....Quick, Simple, and Easy.



### In the Manhole Invert

The design of the LMPL-20 base ensures that the unit can be used in a variety of manholes and inverts with the optional trivet accessory. And, since it is sealed and waterproof, don't worry about the unit getting wet!

### Technical Specifications

<b>Laser Diode:</b>	635 - 650nm
<b>Features:</b>	<ul style="list-style-type: none"> <li>• Cross Axis Self-Leveling</li> <li>• Auto Line Centering</li> <li>• Auto Grade Zeroing</li> <li>• LED Plumb Reference</li> </ul>
<b>Operating Range:</b>	800-ft (243 m)
<b>Grade Range:</b>	-15%, ~ +40%
<b>Line Range:</b>	$\pm 15\%$
<b>Horizontal Accuracy:</b>	$\pm 10$ arc seconds
<b>Power:</b>	Rechargeable NiMH Battery Pack or Alkaline Batteries
<b>Operating Temperature:</b>	-4° F ~ 122° F (-20° C ~ 50° C)
<b>Environment:</b>	100% Waterproof— Nitrogen purged and sealed
<b>Warranty:</b>	Two-Year



## FEATURES

- Large, Illuminated LCD Display** make information easy to see and use.
- Easy Grade Input**— enter by individual digit for quick setup changes
- Two-Way RF Remote Control** with real-time changes, make changes without being in the hole.
- Illuminated LED Pivot Point** makes setup easy and fast, for plumb bob setups.
- Lock Grade and Line Feature** to prevent changes after setup.
- Battery Indicator** monitors battery level of Ni-Mh and Alkaline battery packs.
- Sleep Mode** turns off laser beam, display, and auto-leveling. Pipelaser wakes up with any control input from main keypad or remote.

## STANDARD PACKAGE

(59-LMPL20 shown) The right tool makes all the difference.

- RF Remote Control
- Target Set
- Hard Shell Carrying Case
- Rechargeable Ni-MH Battery Pack
- Alkaline Battery Pack
- Battery Charger
- 12V External Power Cord
- Leg Set for 8-10-12" Pipe
- Instruction Manual



**Multi-Function Menus** for quick access to: unit settings (percent or permil), laser power level, calibration information, and entry of owner information. Owner information and calibration is password protected.



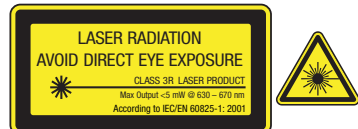
No One Measures Up... Worldwide

**CST/berger- Watseka**  
 255 West Fleming Street  
 Watseka, IL 60970  
 Phone: (815) 432-9200  
 TOLL: (800) 435-1859  
 www.cstsurvey.com

**CST/berger- WL Office**  
 1435 Win Hentschel Blvd.  
 Suite 215  
 West Lafayette, IN 47906

**CST- Italy** (Italian Market Only)  
 Via Badini 9/3  
 40057 Quarto Inferiore (BO) • Italy  
 Phone: 0039-051 6058829  
 Fax: 0039-051-6060514  
 Service: 0039-051 767441

**CST- Germany** (German Market Only)  
 Wasserburger Strasse 9  
 84427 Sankt Wolfgang • Germany  
 Phone: (49) 8085 930530  
 FAX: (49) 8085 930550



Complies with 21 CFR 1040.10 and 1040.11 except for deviations pursuant to Laser Notice No. 50 dated July 26, 2001

Specifications subject to change without notice.

**CST/berger**

255 W. Fleming • P.O. Box 359  
 Watseka, IL 60970 USA  
 Phone: 815-432-5237 • Toll: 800-435-1859 • Fax: 800-913-0049  
 www.cstsurvey.com • sales@cstsurvey.com

**ACCESSORIES**



**Adjustable Pipe Target Sets**

Self-centers in 400 to 800mm (15-30-in) pipe. Base has a level bubble for easy centering.

- 59-PLTARGET Target Base for LMPL-20
- 59-PLTARGET-S Small Target for LMPL-20
- 59-PLTARGET-L Large Target for LMPL-20

**Blower Kit** (Cat#. 59-PLBLOWER)

Variable speed fan with high capacity output. Allow for constant temperature within the pipe so that temperature gradients are reduced so there is less chance for beam bending or refraction. Temperature gradients are a main cause for inaccurate grades in setting pipe.



**Manhole Mount** (Cat#. 59-PLMHT)

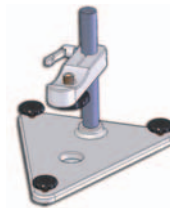
Attaches to a manhole cone or riser so any 5/8-11 instrument can be easily plumbed over the pipe laser.

**Leg Set** (Cat#. 59-PLLEGSET)

Three sets of 4 metal self centering legs that make for easy and fast set up in all situations. Strong rubber tips eliminate slipping and vibration.

**Trivet Plate Mount** (Cat#. 59-PLTRIVET)

Provides a solid and easy to set-up platform for the Laser in the manhole, on flat surfaces, and on solid ground. Easy to height adjust to fit the pipe elevation.



**Hard-Shell Carrying Case** (Cat#. 59-LMPLCASE)

Rugged and durable 'military grade' designed case is strong and waterproof to stand up to the demands of both the jobsite and transportation.

**Power Options**

- 59-PLPC20 External Power Cord for LMPL-20
- 59-PLNMH20 NiMH Battery Pack for LMPL-20
- 59-PLBP20 Battery Pack for LMPL-20

Available at your local CST/berger dealer.

# LASERMARK®

## LMPL-20 PipeLaser



**Designed with Strength, Accuracy, and Reliability** to operate on the most demanding jobsite conditions.

**CST/berger**

No One Measures Up ... Worldwide